

WPA Wall Mounted Axial Fan (50Hz)

Standard features

- 315 to 1250mm diameter
- Volume flow from 1500m³/h to 80,000m³/h.
- Mild steel construction with a high quality epoxy coating or hot dipped galvanized.
- Impellers have GRP blades or die -cast aluminium adjustable blades.
- IEC standard or smoke extract motors, single or two speed; with protection guard as standard.

Motor

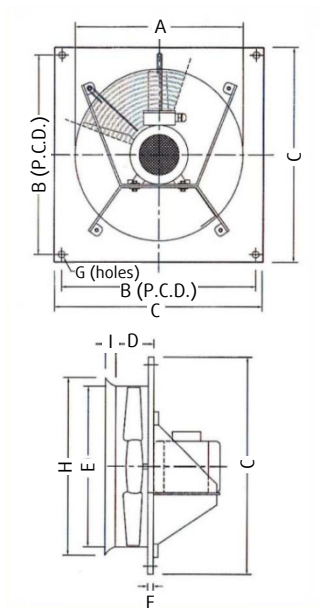
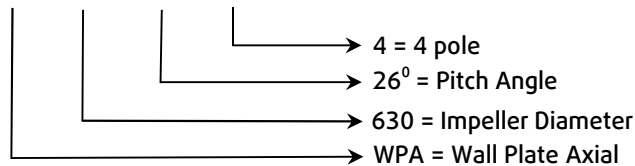
Totally enclosed squirrel cage induction motor specially designed for minimum power consumption to cater for the desired fan characteristic. Motor are provided with following features :-

- Class F insulation (Class H - optional).
- Electricity Supply : Single / Three Phase.
- IP 55 Protection.



Ordering Code

WPA 630 - 20⁰ - 4

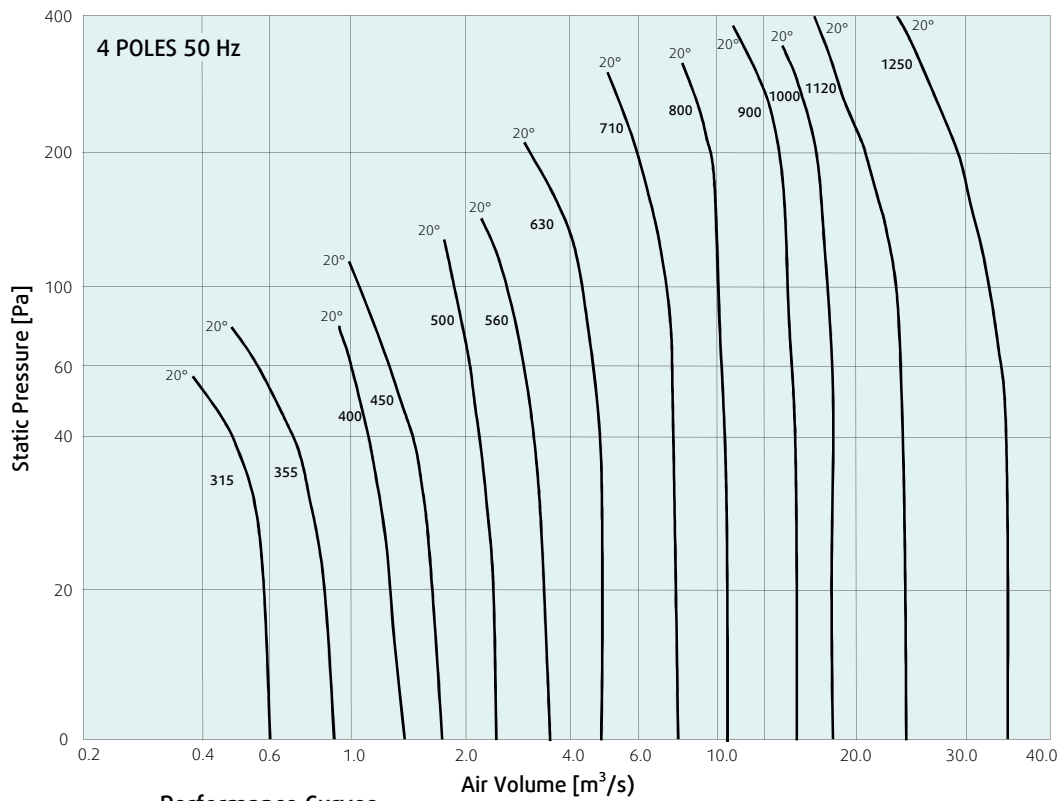


Dimensions

In metric

Model	A	B	C	D	E	F	G	H	I
315	315	390	430	100	315	12	9	360	20
355	355	440	485	100	355	12	9	405	25
400	400	490	540	120	400	12	10	450	25
450	450	535	575	120	450	12	10	495	25
500	500	615	655	120	500	12	14	550	25
560	560	675	725	120	560	15	14	615	30
630	630	755	805	120	630	15	14	685	30
710	710	800	850	120	710	15	14	750	30
800	800	910	970	120	800	15	14	840	30
900	900	1025	1090	150	900	20	14	955	30
1000	1000	1110	1170	180	1000	25	14	1050	30
1120	1120	1245	1310	180	1120	30	16	1170	30
1250	1250	1390	1460	180	1250	30	16	1300	30

Performance Curves



Performance Curves

